

Biotinylated Human TNFR2/CD120b/TNFRSF1B Protein (Primary Amine Labeling)



Cat. No. TNF-HM1R2B

Description

Source	Recombinant Biotinylated Human TNFR2/CD120b/TNFRSF1B Protein (Primary Amine Labeling) is expressed from HEK293 with His tag at the C-Terminus. It contains Leu23-Asp257.
Accession	P20333-1
Molecular Weight	The protein has a predicted MW of 26.2 kDa. Due to glycosylation, the protein migrates to 40-60 kDa based on Bis-Tris PAGE result.
Endotoxin	Less than 1EU per µg by the LAL method.
Purity	> 95% as determined by Bis-Tris PAGE > 95% as determined by HPLC

Formulation and Storage

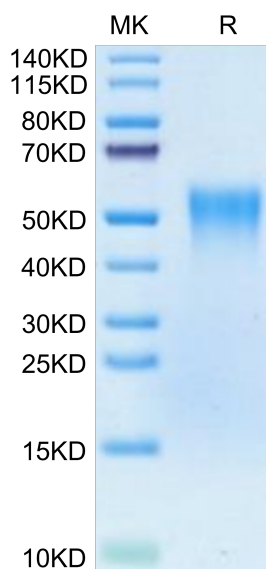
Formulation	Lyophilized from 0.22µm filtered solution in PBS (pH 7.4). Normally 8% trehalose is added as protectant before lyophilization.
Reconstitution	Centrifuge the tube before opening. Reconstituting to a concentration more than 100 µg/ml is recommended. Dissolve the lyophilized protein in distilled water.
Storage	-20 to -80°C for 12 months as supplied from date of receipt. -80°C for 3 months after reconstitution. Recommend to aliquot the protein into smaller quantities for optimal storage. Please minimize freeze-thaw cycles.

Background

Tumor Necrosis Factor Receptor II (TNF RII), also known as TNFRSF1B, p75/p80, and CD120b, is a type I transmembrane protein that belongs to the TNF receptor superfamily. It has a molecular weight of approximately 75 kDa. Receptor with high affinity for TNFSF2/TNF-alpha and approximately 5-fold lower affinity for homotrimeric TNFSF1/lymphotoxin-alpha. The TRAF1/TRAF2 complex recruits the apoptotic suppressors BIRC2 and BIRC3 to TNFRSF1B/TNFR2. This receptor mediates most of the metabolic effects of TNF-alpha. Isoform 2 blocks TNF-alpha-induced apoptosis, which suggests that it regulates TNF-alpha function by antagonizing its biological activity.

Assay Data

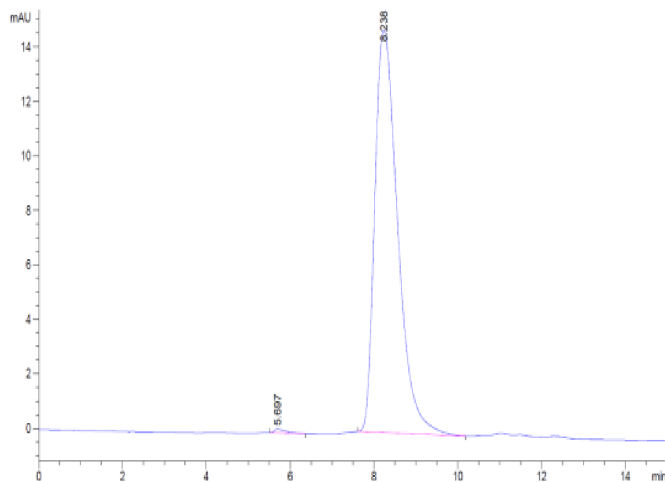
Bis-Tris PAGE



Biotinylated Human TNFR2 on Bis-Tris PAGE under reduced condition. The purity is greater than 95%.

SEC-HPLC

Assay Data

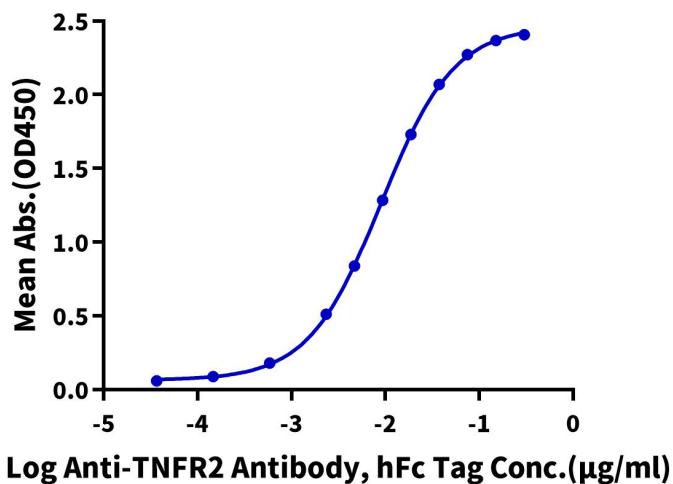


The purity of Biotinylated Human TNFR2 is greater than 95% as determined by SEC-HPLC.

ELISA Data

Biotinylated Human TNFR2, His Tag ELISA

0.2µg Biotinylated Human TNFR2, His Tag Per Well



Immobilized Biotinylated Human TNFR2, His Tag at 2µg/ml (100µl/well) on the streptavidin precoated plate (5µg/ml). Dose response curve for Anti-TNFR2 Antibody, hFc Tag with the EC50 of 9.0ng/ml determined by ELISA.